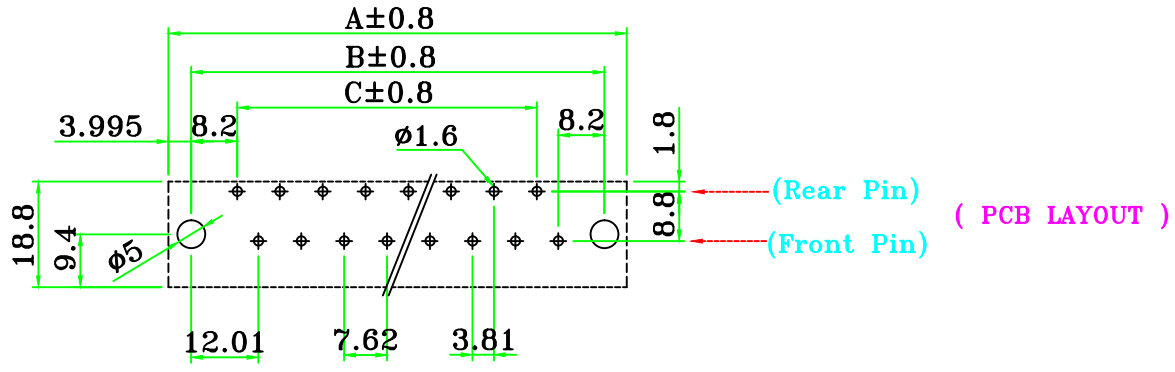
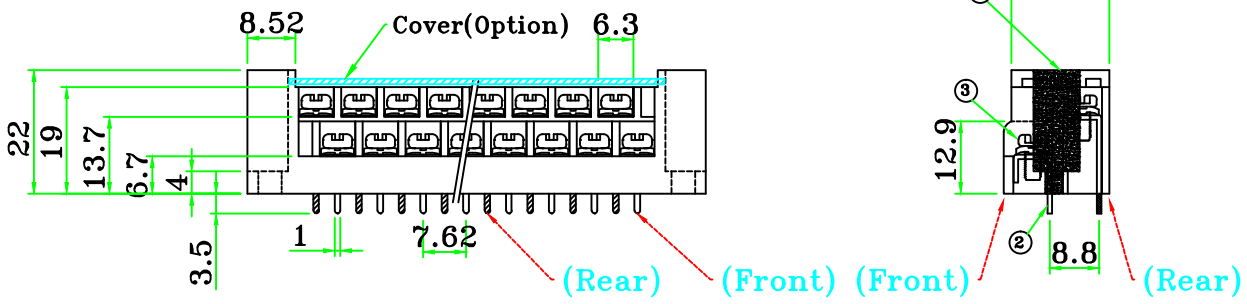
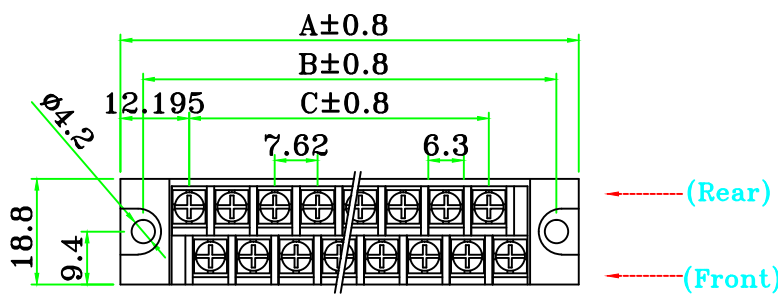


1				2				3				4			
4	Cover	PC_투명		1t					Current rating	AC250V 10Amp					
3	Screw	Steel	Ni	M3					Insulation resistance	500M Ohms of More at DC500V					
2	Terminal	Brass	TIN	1/2H					Withstand voltage	AC2000V/Minute					
1	Base	PBT		UL94V0					Wire range	AWG #16~22					
A	Part Name	Material	Plating	Remark					Torque	5.2 lb-in					



(Dimension)

Pin	6	8	10	12	14	16	18	20	22
A	43.44	51.06	58.68	66.3	73.92	81.54	89.16	96.78	104.4
B	35.45	43.07	50.69	58.31	65.93	73.55	81.17	88.79	96.41
C	15.24	22.86	30.48	38.1	45.72	53.34	60.96	68.58	76.2

Pin	24	26	28	30	32	34	36	40
A	112.02	119.64	127.26	134.88	142.5	150.12	157.74	172.98
B	104.03	111.65	119.27	126.89	134.51	142.13	149.75	164.99
C	83.82	91.44	99.06	106.68	114.3	121.92	129.54	144.78

(Option)

1. Cover 사용시 No.: BI-762DSFC-*P

GENERAL TOLERANCES		Part Name.		Dwg No.	
0 ~ 50	±0.5	Terminal block		BI-762DSF-*P	
50 ~ 100	±0.8				
100 ~ 150	±1.0	Drawing BY.	Checkd BY.	Approval BY.	Sheet No.
150 ~ 200	±1.2				of
Scale	/	(주)부일일렉트로닉스 BUIL ELECTRONICS CO., LTD. www.ebuil.com			
Materral					
Finish					