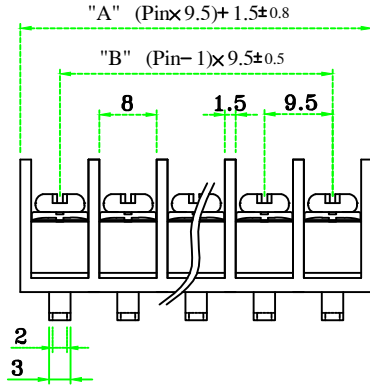
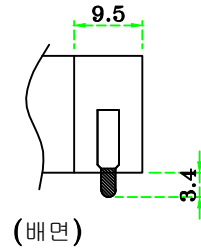
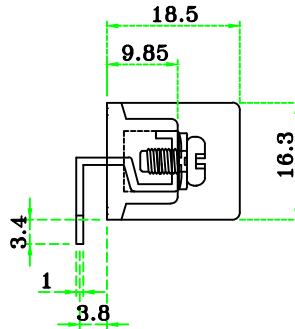
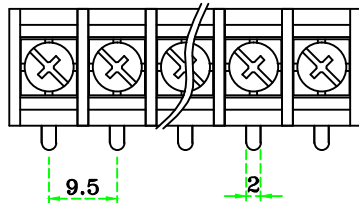


4				
3	Screw	Steel	Ni	M3.5
2	Terminal	Brass	TIN	1/2H
1	Base	PBT		UL94 V0
A	Part Name	Material	Plating	Remark

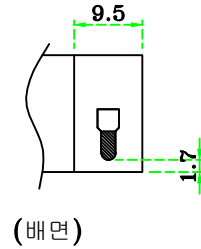
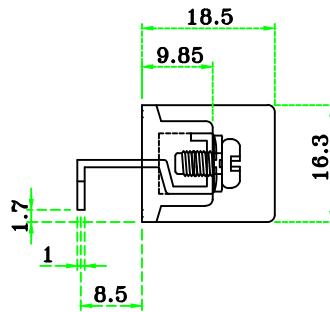
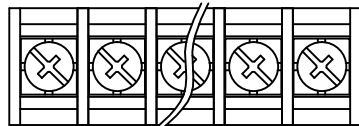
Current rating	AC250V 20Amp
Insulation resistance	1000M Ohms of More at DC500V
Withstand voltage	AC2000V/Minute
Wire range	AWG #14~22
Torque	6.9 lb-in



(A Type)  
<Standard>



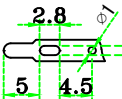
(B Type)



PCB hole Dia:  $\phi 2.5$

Option.

1. Cover 사용시 모델No. : BI-95A-1LC-\*P

2. Hole Pin(  ): 주문생산

Note.

1. 지시하지 않은 공차: GENERAL TOLERANCES

GENERAL TOLERANCES		Part Name.	Dwg No.	
0 ~ 50	±0.5	Terminal block	BI-95A-1L-*P	
50 ~ 100	±0.8			
100 ~ 150	±1.0	Drawing BY.	Checkd BY.	Approval BY.
150 ~ 200	±1.2			
Scale	/	Sheet No.		of
Material		(주)부일일렉트로닉스 BUIL ELECTRONICS CO., LTD. www.ebuil.com		
Finish				