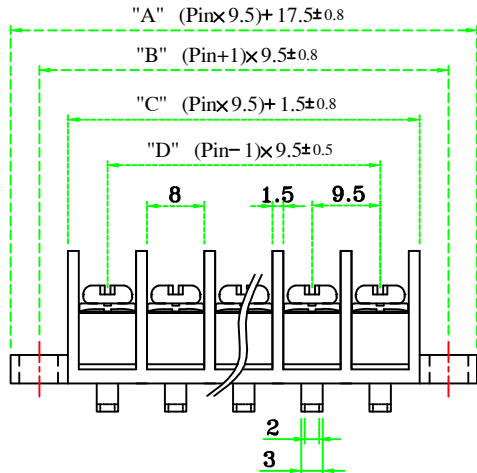
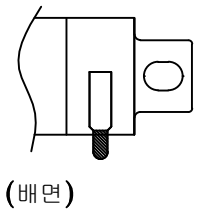
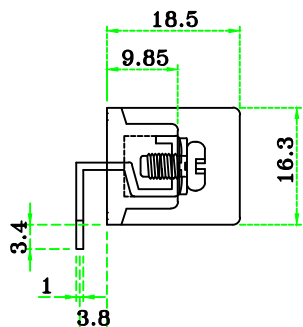
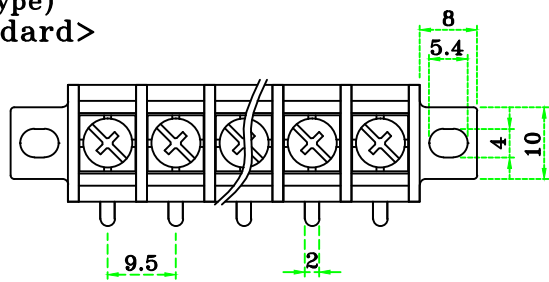


4				
3	Screw	Steel	Ni	M3.5
2	Terminal	Brass	TIN	1/2H
1	Base	PBT		UL94 V0
A	Part Name	Material	Plating	Remark

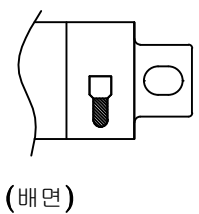
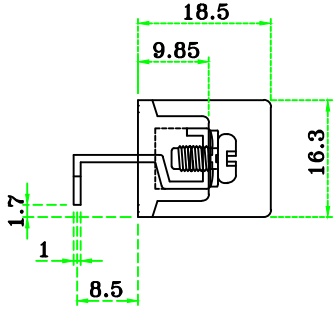
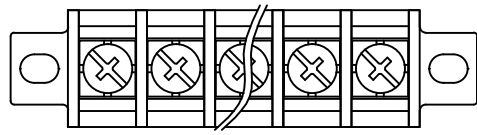
Current rating	AC250V 20Amp
Insulation resistance	1000M Ohms of More at DC500V
Withstand voltage	AC2000V/Minute
Wire range	AWG #14~22
Torque	6.9 lb-in



(A Type)
<Standard>



(B Type)



Option.

1. Cover 사용시 모델No. : BI-95A-1LDC-*P

2. Hole Pin(): 주문생산

Note.

1. 지시하지 않은 공차: GENERAL TOLERANCES

PCB hole Dia: $\phi 2.5$

GENERAL TOLERANCES		
0 ~ 50	± 0.5	
50 ~ 100	± 0.8	
100 ~ 150	± 1.0	
150 ~ 200	± 1.2	
Scale	/	
Material		
Finish		

Part Name.
Terminal block

Dwg No.
BI-95A-1LD-*P

Drawing BY.	Checkd BY.	Approval BY.

Sheet No. of
(주)부일일렉트로닉스
BUIL ELECTRONICS CO., LTD.
www.ebuil.com