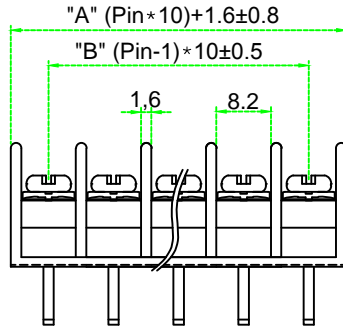
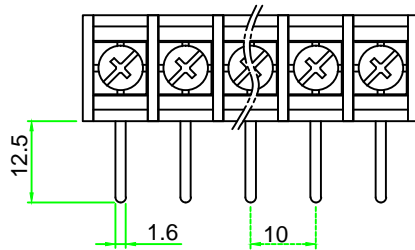


|   |           |          |         |        |
|---|-----------|----------|---------|--------|
| 4 |           |          |         |        |
| 3 | Screw     | Steel    | Ni      | M3.5   |
| 2 | Terminal  | Brass    | TIN     | 1/2H   |
| 1 | Base      | PBT      |         | UL94V0 |
| A | Part Name | Material | Plating | Remark |

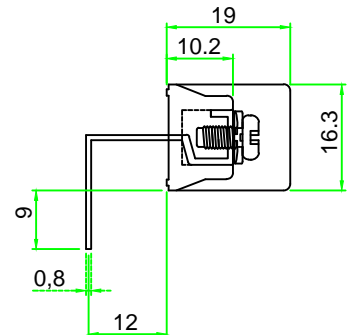
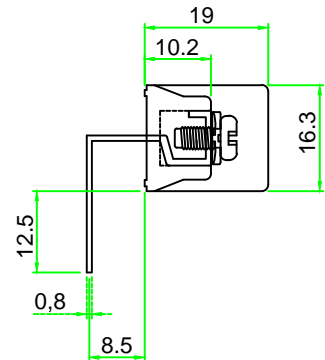
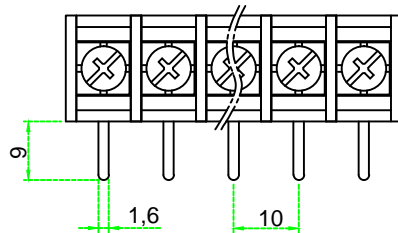
|                       |                              |
|-----------------------|------------------------------|
| Current rating        | AC250V 10Amp                 |
| Insulation resistance | 1000M Ohms of More at DC500V |
| Withstand voltage     | AC2000V/Minute               |
| Wire range            | AWG #12~22                   |
| Torque                | 6.9 lb-in                    |



(A Type)  
<Standard>



(B Type)



PCB hole Dia:  $\phi 2.0$

**Note.**

1. **One Mold** 최대 핀수: 20Pin
2. **Base** 연결용 최대 핀수 :  $\infty$
3. **Base** 연결용은 마지막에 **End cover** 사용시 1.4mm 커짐
4. **Cover** 사용시 모델No. : BI-10A-2LC-\*P\_(Option)
5. 지시하지 않은 공차: **GENERAL TOLERANCES**

|                    |           |  |            |              |           |
|--------------------|-----------|--|------------|--------------|-----------|
| GENERAL TOLERANCES |           | Part Name.   |            | Dwg No.      |           |
| 0 ~ 50             | $\pm 0.3$ | Terminal block   |            | BI-10A-2L-*P |           |
| 50 ~ 100           | $\pm 0.5$ |  |            |              |           |
| 100 ~ 150          | $\pm 0.8$ | Drawing BY.  | Checkd BY. | Approval BY. | Sheet No. |
| 150 ~ 200          | $\pm 1.0$ |  |            |              | of        |
| Scale              | /         | (주)부일일렉트로닉스<br>BUIL ELECTRONICS CO., LTD.<br>www.ebuil.com |            |              |           |
| Material           |           |  |            |              |           |
| Finish             |           |  |            |              |           |