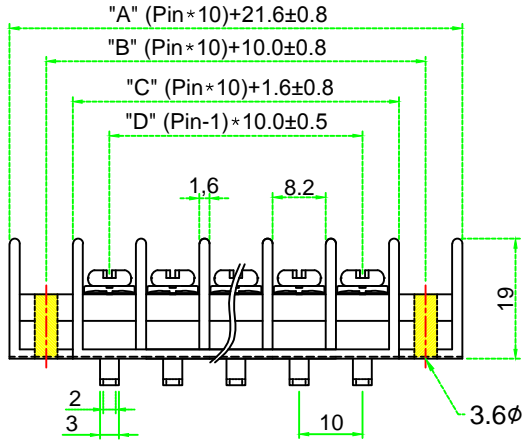
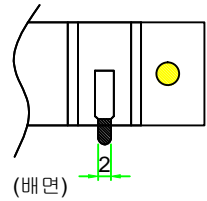
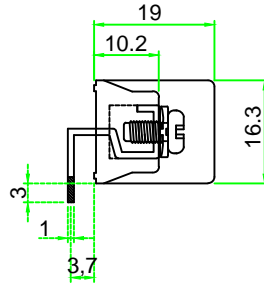
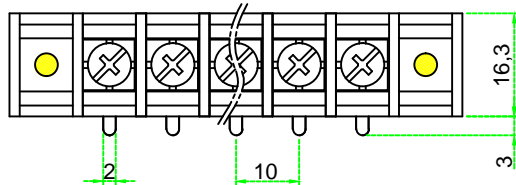


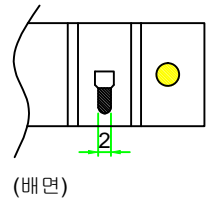
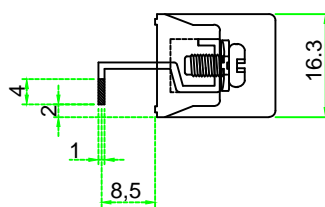
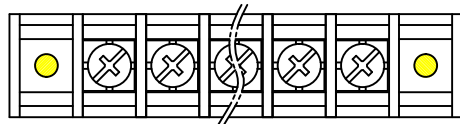
4					Current rating	AC250V 18Amp
3	Screw	Steel	Ni	M3.5	Insulation resistance	1000M Ohms of More at DC500V
2	Terminal	Brass	TIN	1/2H	Withstand voltage	AC2000V/Minute
1	Base	PBT		UL94V0	Wire range	AWG #12~22
A	Part Name	Material	Plating	Remark	Torque	6.9 lb-in



(A Type)
<Standard>



(B Type)



Note.

1. One Mold 최대 핀수: 18Pin
2. Base 연결용 최대 핀수 : ∞
3. Cover 사용시 모델No. : BI-10A-1LF1TC-*P_(Option)

PCB hole Dia: Ø2.5

4. Hole Pin : (Option)

5. 지시하지 않은 공차: GENERAL TOLERANCES

GENERAL TOLERANCES		Part Name.		Dwg No.	
0 ~ 50	±0.3	Terminal block		BI-10A-1L1TF-*P	
50 ~ 100	±0.5				
100 ~ 150	±0.8	Drawing BY.	Checkd BY.	Approval BY.	Sheet No.
150 ~ 200	±1.0				of
Scale	/	(주)부일일렉트로닉스 BUIL ELECTRONICS CO., LTD. www.ebuil.com			
Material					
Finish					