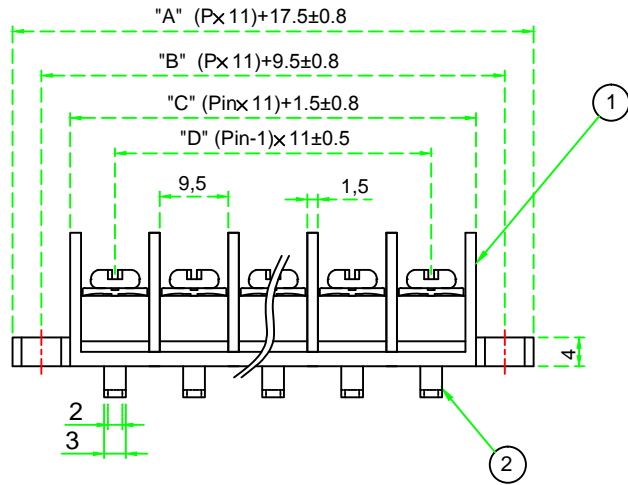
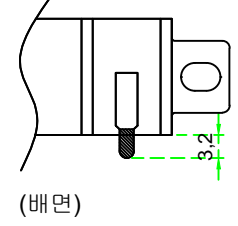
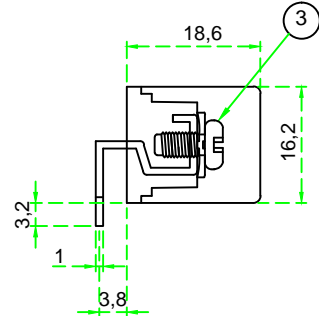
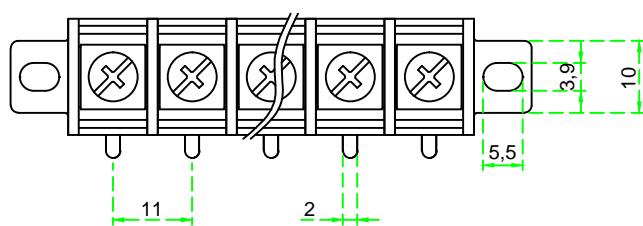


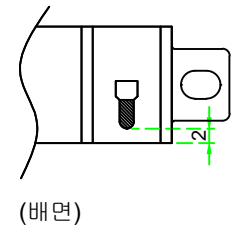
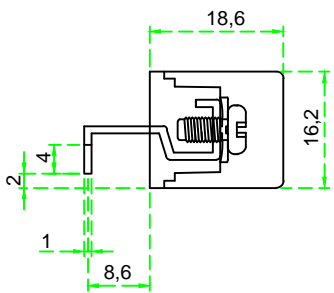
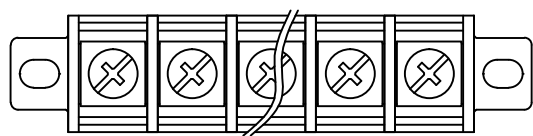
4					Current rating	AC250V 20Amp
3	Screw	Steel	Ni	M3.5	Insulation resistance	1000M Ohms of More at DC500V
2	Terminal	Brass	TIN	1/2H	Withstand voltage	AC2000V/Minute
1	Base	PBT		UL94 V-0	Wire range	AWG #14~#22
A	Part Name	Material	Plating	Remark	Torque	6.9 lb-in



(A Type)  
<Standard>



(B Type)



Option.

1. Cover사용시 모델No. : BI-11A-1LDC-\*P

PCB hole Dia:  $\phi 2.5$

2. Hole Pin( ): 주문생산

Note.

1. 지시하지 않은 공차: GENERAL TOLERANCES

GENERAL TOLERANCES		Part Name.		Dwg No.	
0 ~ 50	$\pm 0.5$	Terminal block		BI-11A-1LD-*P	
50 ~ 100	$\pm 0.8$				
100 ~ 150	$\pm 1.0$	Drawing BY.	Checkd BY.	Approval BY.	Sheet No.
150 ~ 200	$\pm 1.2$				of
Scale	/	(주)부일일렉트로닉스 BUIL ELECTRONICS CO., LTD. www.ebuil.com			
Material					
Finish					
1		2	3	4	