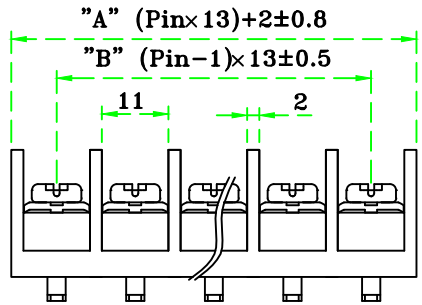
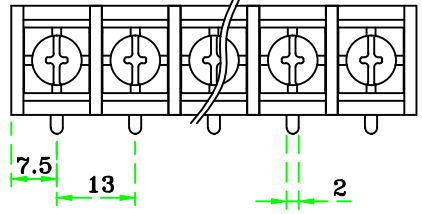


	1				2		
4							
3	Screw	Steel		Nickel			M4
2	Terminal	Brass	1/2H	TIN			1t
1	Base	PBT	UL94V-0		Black		
No.	COMPONENT PARTS	MATERIAL	STANDARD	PLATED	COLOR	Q'TY	REMARK

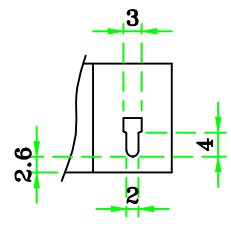
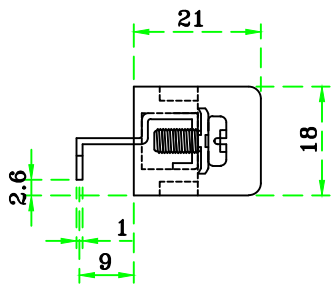
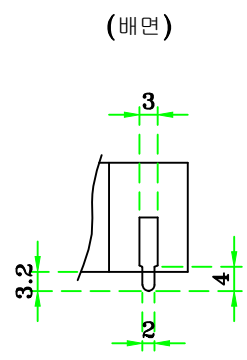
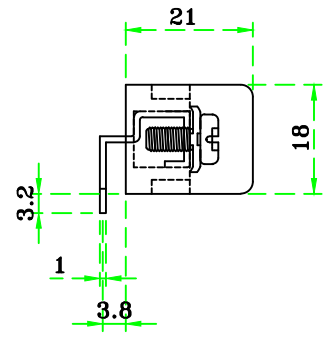
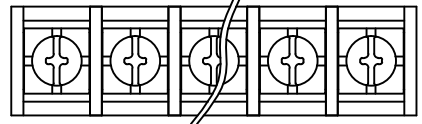
3	4
Current rating	AC250V 30Amp
Insulation resistance	1000M Ohms of More at DC500V
Withstand voltage	AC2000V/Minute
Wire range	AWG #10~18
Torque	12lb-in(13.8kgf·cm)



"A" Type(Standard)



"B" Type



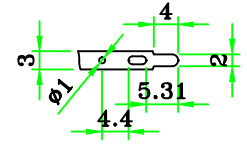
PCB hole Dia : $\phi 2.5$

(Note)

1. 지시하지 않은 공차: GENERAL TOLERANCES

(Option)

- 1. Cover 사용시 No: BI-13A-1LC-*P
- 2. Hole Pin



(Dimension)

Pin	2	3	4	5	6	7	8	9	10	11	12	13	14	15	16	17	18	19	20
A±0.8	28	41	54	67	80	93	106	119	132	145	158	171	184	197	210	223	236	249	262

GENERAL TOLERANCES		Part Name.		Dwg No.	
0 ~ 50	±0.5	Terminal Block		BI-13A-1L-*P	
50 ~ 100	±0.8				
100 ~ 150	±1.0	Drawing BY.	Checkd BY.	Approval BY.	Sheet No.
150 ~ 200	±1.5				of
Scale	/	(주) 부일일렉트로닉스 BUIL ELECTRONICS CO., LTD. www.ebuil.com			
Material					