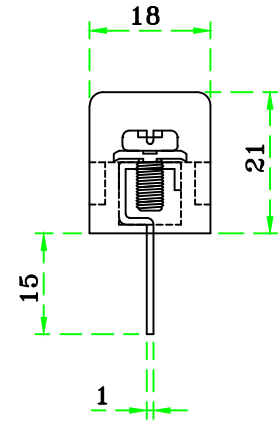
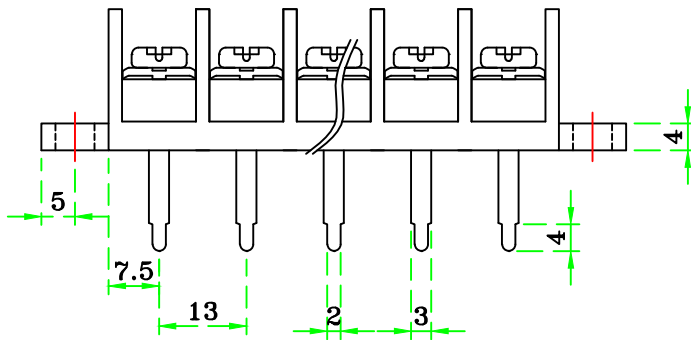
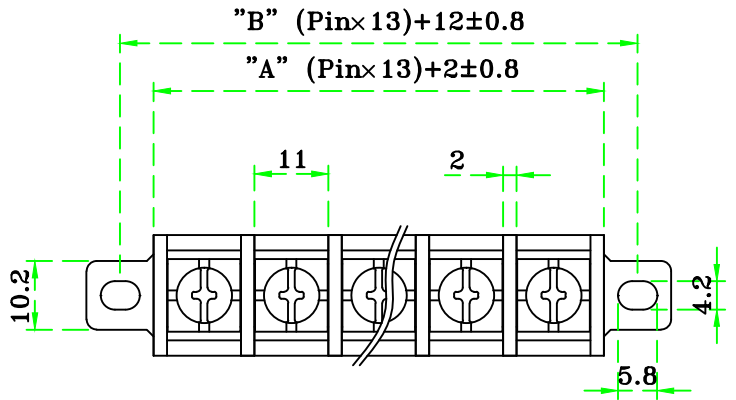


4		2					3		4	
4							Current rating	AC250V 30Amp		
3	Screw	Steel		Nickel		M4	Insulation resistance	1000M Ohms of More at DC500V		
2	Terminal	Brass	1/2H	TIN		1t	Withstand voltage	AC2000V/Minute		
1	Base	PBT	UL94V-0		Black		Wire range	AWG #10~18		
No.	COMPONENT PARTS	MATERIAL	STANDARD	PLATED	COLOR	Q'TY	Torque	12lb-in(13.8kgf·cm)		



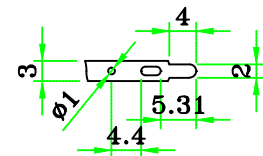
PCB hole Dia :  $\phi 2.5$

(Option)

1. Cover 사용시 No: BI-13A-1SDC-\*P
2. Hole Pin

(Note)

1. 지시하지 않은 공차: GENERAL TOLERANCES



(Dimension)

Pin	2	3	4	5	6	7	8	9	10	11	12	13	14	15	16	17	18	19	20
A $\pm 0.8$	28	41	54	67	80	93	106	119	132	145	158	171	184	197	210	223	236	249	262
B $\pm 0.5$	38	51	64	77	90	103	116	129	142	155	168	181	194	207	220	233	246	259	272

GENERAL TOLERANCES		Part Name.		Dwg No.	
0 ~ 50	$\pm 0.5$	Terminal Block		BI-13A-1SD-*P	
50 ~ 100	$\pm 0.8$				
100 ~ 150	$\pm 1.0$	Drawing BY.	Checkd BY.	Approval BY.	Sheet No.
150 ~ 200	$\pm 1.5$				of
Scale	/	(주)부일일렉트로닉스 BUIL ELECTRONICS CO., LTD. www.ebuil.com			
Material					